

# Airborne Telemetry

## ANPI1

### Aircraft Network Power Interface *Airborne Data Acquisition Products*

#### FEATURES

- **Power Delivery to Bus**
  - 24-32 Volts DC, 5A maximum (Reverse Voltage Protected)
- **Power Dissipation**
  - 1.7W at 5A maximum load
- **Operating Temperature Range**
  - -40°C to +85°C
- **Power Line Protection**
  - Solid State Power Controller (SSPC) trip level set to 5A.
- **Signal Line Protection**
  - SSPC trips in 15µsec if either signal line goes above 13V.,
- **Status Indicators**
  - Three LED's for power input, control input and power output
- **Package: Electrically isolated thermally conductive epoxy with shield capacitive coupled to power ground.**
- **Size: 2.1" x 2.485" x 0.85"**



**communications**  
Telemetry & RF Products

**Excellence You Can Measure**

#### DESCRIPTION

The ANPI1, Aircraft Network Power Interface, provides bus power input to the IntelliBus network. This compact module adds power with isolated remote on/off control, bus power over-current protection and signal over-voltage protection. Further, the power return of incoming IntelliBus (J2) connector is optically isolated from the power returns of the external power (J1) and outbound IntelliBus (J3) connectors.

ANPI1 modules may be distributed throughout the flight test system in order to provide power to many IntelliBus signal conditioners and enable IntelliBus network streams to be loaded to their full bandwidth potential.

#### ABOUT INTELLIBUS™

IntelliBus is a high-speed network bus that allows multiple sensors to be controlled on a single shared communications link, resulting in reduced complexity cost and weight in the installation of a data acquisition system. A typical IntelliBus network consists of a Network Interface Controller (NIC), and 1 to 255 strategically located IBIMs that connect directly to sensors.

When used in conjunction with the NetDAS Data Acquisition System, numerous IntelliBus networks may be distributed across a flight test article, each employing a single 4-wire cable daisy-chained through signal conditioners resulting in substantial reductions in cable weight and complexity for flight test applications.

IntelliBus was conceived and developed by Boeing to reduce the complexity associated with a distributed data acquisition system. L-3 Telemetry East offers IntelliBus products as a significant extension to the NetDAS data acquisition product line. Combined this system offers the widest variety of system configurations and capabilities to meet any data acquisition requirement.

*IntelliBus™ is a registered trademark of the The Boeing Company*

# OUTLINE DRAWING AND PINOUT CONNECTIONS

## IntelliBus Network Connections (J1, J2):

### IntelliBus Network Connections (J2):

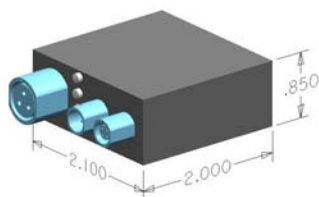
- 1: IB Network +
- 2: Power Control +
- 3: IB Network -
- 4: Power Control return

### IntelliBus Network Connections (J3):

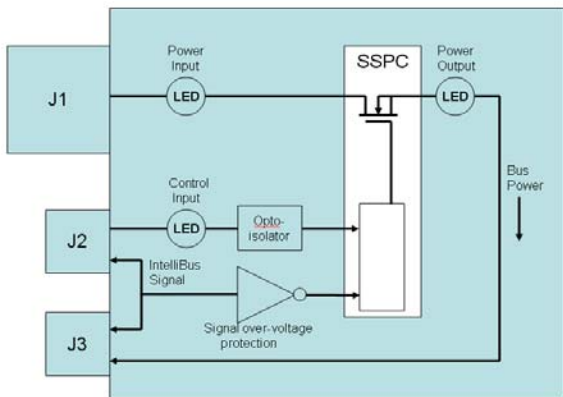
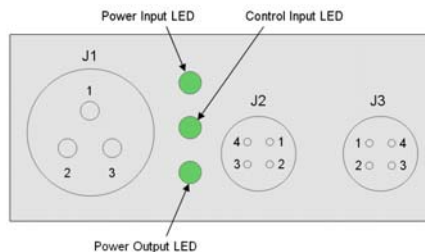
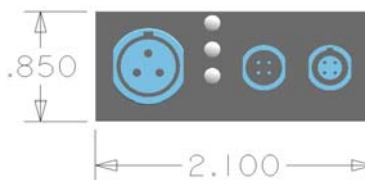
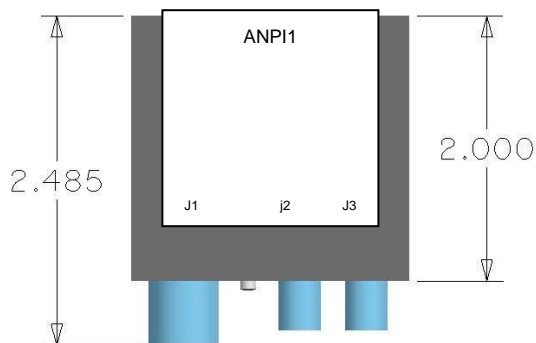
- 1: IB Network +
- 2: Power Output +
- 3: IB Network -
- 4: Power return

### Power Input Connections (J1):

- 1: Power +
- 2: Power Output return
- 3: Not connected



## Transducer Pigtail Connections:



[www.L-3Com.com/te](http://www.L-3Com.com/te)



L-3 Communications Telemetry-East  
 1515 Grundy's Lane  
 Bristol, PA 19007  
 Tel: 267-545-7000  
 Fax: 267-545-0100



L-3 Communications Telemetry-West  
 9020 Balboa Avenue  
 San Diego, CA 92123-3507  
 Tel: 858-694-7500, 800-351-8483  
 Fax: 858-279-0693